

# **SERIES DPR - 600 TOOL CARRIER**

**Demountable**

**Tool Bar**

**Carries a**

**Variety**

**of Tools**

**10 and 15 ft**

**Tool Bars**

**PARTS  
AND  
OPERATER  
MANUAL**

**Domries Enterprises, Inc**

**12281 Rd 29**

**Madera, California 93638**

**Phone (559) 673-9143 Fax (559) 673-4110**

**Visit our Web-Site at [www.domriesentinc.com](http://www.domriesentinc.com)**

# IMPORTANT! PLEASE READ!

## TO OUR CUSTOMER – USER’S RESPONSIBILITY- WARRANTY

### TO OUR CUSTOMER

The following pages and illustrations are printed to help supply you with the knowledge to better operate and service your new DOMRIES equipment.

We are proud to have you as a customer and feel you will be proud to be a DOMRIES owner.

Any piece of equipment needs and must have a certain amount of service and maintenance to keep it in top running condition. We have attempted to cover all the adjustments required to fit most conditions; however, there may be times special care must be taken to fit a condition.

**Study this operator’s manual carefully and become acquainted with all the adjustments and operating procedures before attempting to operate your new equipment.** Remember, it is a machine and has been designed and tested to do an efficient job in most operating conditions and will perform in relation to the service it receives.

If special attention is required for some conditions, ask your DOMRIES dealer; his Parts and Service Organization will be glad to help and answer any question on operation and service of your new machine.

### ATTENTION! BECOME ALERT!

### YOUR SAFETY IS INVOLVED

This symbol is used to call your attention to safety precautions that should be followed by the operator to avoid accidents. When you see this symbol – Heed Its Warning.

### USER’S RESPONSIBILITY

It is the responsibility of the user to read the Operator’s Manual and understand the safe and correct operating procedures as pertains to the operation of the product, and to lubricate and maintain the product according to the maintenance schedule in the Operator’s Manual.

The user is responsible for inspecting his machine and for having parts repaired or replaced when continued use of the product would cause damage or excessive wear to the other parts. It is the user’s responsibility to deliver his machine to a DOMRIES dealer, for service or replacement of defective parts which are covered by the standard warranty. When requesting warranty service, you present your copy of delivery record.

**MODEL#** \_\_\_\_\_

**SERIAL#** \_\_\_\_\_



## ATTENTION! BECOME ALERT!

### YOUR SAFETY IS INVOLVED!

This Symbol is used to call your attention to safety precautions. That should be followed by the operator to avoid accidents. When you see this – Heed Its Warning.

Many hours of lost time and much suffering is caused by the failure to practice simple safety rules.

1. **READ** this manual carefully to acquaint your – self with the Disk Harrow. Opening unfamiliar equipment can cause accidents.
2. **Lower Implement** if possible, when adjusting maintenance work; otherwise **BLOCKS IT SECURELY** at a workable height.
3. **When Implement** and tractor is parked always lower disk to the ground and place a **FLAG OR OTHER WARNING DEVICE** on each corner as someone could run or bump into the implement.
4. Implement should be **DETACHED ONLY** in an area where Children **DO NOT PLAY**.
5. **DO NOT** wear loose fitting clothing that could catch on various parts.
6. Machinery should be **OPERATED ONLY** by those who are **RESPONSIBLE AND DELEGATED** to do so.
7. **ONLY ONE PERSON** – the operator – should be permitted on the tractor when implement is in operation, he should be thoroughly familiar with tractor and implement.
8. **MAKE CERTAIN** that everyone is clear before starting tractor and implement combination.
9. **BEFORE WORKING** under the any hydraulically controlled unit **MAKE SURE** it is **SECURELY BLOCKED**.
10. The **RATE OF SPEED** on hillsides or curves should be regulated so there is no danger of tipping.
11. **DO NOT** drive too close to the edge of a ditch or creek.
12. **REDUCE SPEED** when transporting unit to avoid bouncing and momentary loss of steer ability.
13. **MAKE CERTAIN** tractor is equipped with sufficient front-end weight to counter-balance the plow weight and maintain stability of front of tractor
14. **DO NOT** attempt to operate tractor and implement unless you are in the driver seat.
15. **ALWAYS** place transmission in **PARK or NEUTRAL, LOCK BRAKES, STOP ENGINE AND REMOVE START KEY** before dismounting from the tractor.
16. **NEVER** stand between tractor and disc when hitching.
17. **PROVIDE** a first aid kit. Treat all scratches, cuts, etc. with proper antiseptic immediately.
18. If **DECALS** become damaged or come off, they should be replaced immediately.
19. **REMEMBER** that safe operation is no accident.

## ON HIGHWAY OPERATION

1. Use the **SLOW-MOVING** vehicle emblem in daytime and approved warning lights at night, or during other periods of poor visibility, to prevent highway accidents.
2. **COMPLY** with Local highway regulation concerning moving machinery on highways.
3. **MAINTAIN** complete control of machines at all times when traveling on the highway
4. Due to the width of implement, **USE EXTRA CAUTION** on highways, far lanes and when approaching gates



**DPR  
SERIES**

# TOOL CARRIER

Demountable  
Tool Bar



10 AND 15 FT.  
TOOL BARS



## **DOMRIES ENTERPRISES, INC**

12281 Road 29

Madera, California 93638

Office (559) 673-9143 Fax (559) 673-4110

Visit our website @ [www.domries.com](http://www.domries.com)



# TOOL BAR FEATURES

## FEATURES:

- 6 5/8" Dia. Tubular Steel Main Frame
- 6" x 12" Boxed Channel Tool Bar
- 70" Wheel Ground Pattern
- 7.50 x 20" , 6 Ply Tires and Wheels
- Heavy Duty 8 Bolt Hubs
- High Alloy 2 3/4" Dia. Spindles



## STANDARD EQUIPMENT:

- 10' or 15' Tool Bar (Specify One)
- 7.50 x 20" Tires and Wheels
- 6" Bore x 20" Stroke Hyd. Cylinder
- Stroke Control Stops
- Hydraulic Hoses
- Adjustable Height Hitch
- Safety Tow Chain
- SMV Emblem



## OPTIONAL EQUIPMENT

- Center, Short and Long Mounting 1 1/2" x 8" x 36" Subsoiler Assemblies (Includes: Clamps Replaceable Points and all Mounting Hardware)
- Clamp Shims (For Spacing all Old Tool Bar Shank Clamps so they do not interfere 1" x 6" Backing Bar on Main Frame)
- Tool Bar 10' or 15'

MODEL NO.	DESCRIPTION	WT. LBS.
DPR-600-1	Complete Tool Carrier with 10 ft. Tool Bar-(less Shanks)	3784
DPR-600-2	Complete Tool Carrier with 15 ft. Tool Bar-(less Shanks)	3038

## DOMRIES ENTERPRISES, INC

12281 Road 29

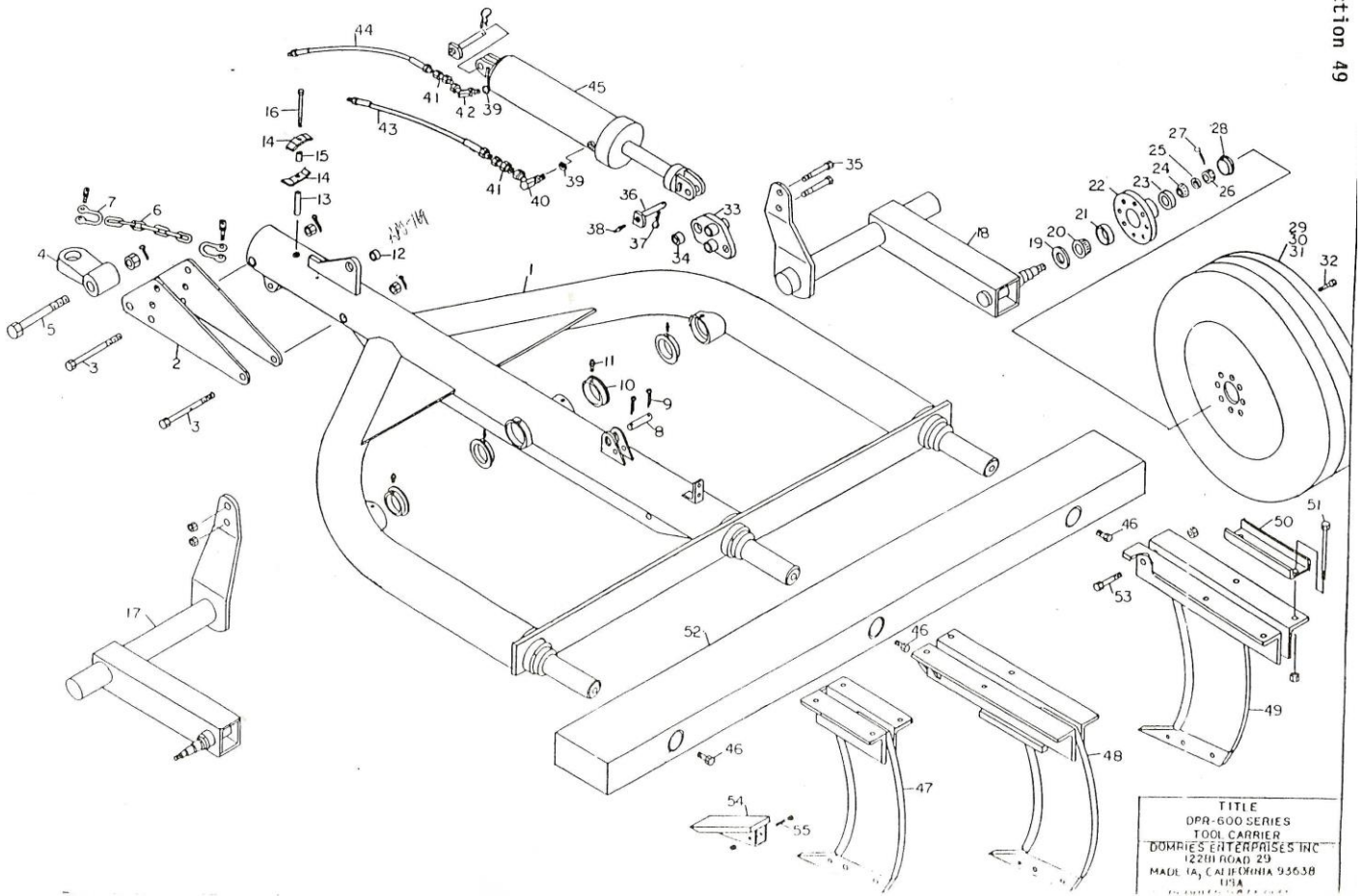
Madera, California 93638

Office (559) 673-9143 Fax (559) 673-4110

Visit our website @ [www.domries.com](http://www.domries.com)



Domries reserves the right to make changes and/or improvements in design and construction



TITLE  
DPR-600 SERIES  
TOOL CARRIER  
DOMRIES ENTERPRISES INC  
12211 ROAD 23  
MADRID, CALIFORNIA 95638  
USA

DPR-600  
TOOL CARRIER  
PARTS LIST

REF. NO.	PARTS NO.	DESCRIPTION	WT.
1	RPO-260	Frame Assy.	
2	RPO-261	Head Block	43 lbs
3	RPO-215	Bolt Assy. - Head Block	6 lbs
	N112	Nut - 1 ½"	
	CP38212	Cotter Pin - 3/8" x 2 ½"	
4	RPO-262	Hitch	21 lbs
5	RPO-216	Bolt Assy. - Hitch	8 lbs
	N134	Nut - 1 ¾"	
	CP38212	Cotter Pin - 3/8" x 2 ½"	
6/7	OFN-TC-A	Tow Chain Assy. - 4'	20 lbs
8	RPO-264	Pin - Transport	1 lbs
9	CP142	Cotter Pin - ¼" x 2"	
1	RPO-265	Bushing - Axle	2 lbs
011	RPO-385	Zerk - Bush Axle	
12	RPO-169	Bushing	
13	RPO-259	Bushing - Spacer	.2 lbs
14	RPO-233	Clamp - Hose	.5 lbs
15	RPO-263	Bushing - Spacer	.3 lbs
16	CS122-5	Bolt - ½" NC x 2	.2 lbs
17	RPO-268	Anchor & Crank Assy. - L.H.	226 lbs
18	RPO-267	Anchor & Crank Assy. - L.H.	226 lbs
19	RPO-144	Seal Hub	
20	RPO-146	Cone - Bearing Inner	1 lbs
21	RPO-145	Cup - Bearing Inner	.5 lbs
22	RPO-163	Hub W/ Cups	23 lbs
23	RPO-147	Cup - Bearing Outer	.5 lbs
24	RPO-148	Cone - Bearing Outer	.7 lbs
25	RPO-159	Washer - Spindle	
26	SN78-F	Slotted Nut - 7/8 NF	
27	CP3162	Cotter Pin - 3/16" x 2	
28	RPO-151	Dust Cap	.5 lbs
29	RPO-276	Wheel - 20 x 7, 8 (9/16)	34 lbs
30	RPO-360	Tire - Rib Implement, 7.50	34 lbs

DPR-600  
TOOL CARRIER  
PARTS LIST

REF. NO.	PARTS NO.	DESCRIPTION	WT.
1	RPO-260	Frame Assy.	
2	RPO-261	Head Block	43 lbs
3	RPO-215	Bolt Assy. - Head Block	6 lbs
	N112	Nut - 1 ½"	
	CP38212	Cotter Pin - 3/8" x 2 ½"	
4	RPO-262	Hitch	21 lbs
5	RPO-216	Bolt Assy. - Hitch	8 lbs
	N134	Nut - 1 ¾"	
	CP38212	Cotter Pin - 3/8" x 2 ½"	
6/7	OFN-TC-A	Tow Chain Assy. - 4'	20 lbs
8	RPO-264	Pin - Transport	1 lbs
9	CP142	Cotter Pin - ¼" x 2"	
1	RPO-265	Bushing - Axle	2 lbs
011	RPO-385	Zerk - Bush Axle	
12	RPO-169	Bushing	
13	RPO-259	Bushing - Spacer	.2 lbs
14	RPO-233	Clamp - Hose	.5 lbs
15	RPO-263	Bushing - Spacer	.3 lbs
16	CS122-5	Bolt - ½" NC x 2	.2 lbs
17	RPO-268	Anchor & Crank Assy. - L.H.	226 lbs
18	RPO-267	Anchor & Crank Assy. - L.H.	226 lbs
19	RPO-144	Seal Hub	
20	RPO-146	Cone - Bearing Inner	1 lbs
21	RPO-145	Cup - Bearing Inner	.5 lbs
22	RPO-163	Hub W/ Cups	23 lbs
23	RPO-147	Cup - Bearing Outer	.5 lbs
24	RPO-148	Cone - Bearing Outer	.7 lbs
25	RPO-159	Washer - Spindle	
26	SN78-F	Slotted Nut - 7/8 NF	
27	CP3162	Cotter Pin - 3/16" x 2	
28	RPO-151	Dust Cap	.5 lbs
29	RPO-276	Wheel - 20 x 7, 8 (9/16)	34 lbs
30	RPO-360	Tire - Rib Implement, 7.50	34 lbs


DPR-600  
TOOL CARRIER  
PARTS LIST

REF. NO.	PARTS NO.	DESCRIPTION	WT.
31	RPO-361	Tube - For 7.5 - 20 Tire	5
32	RPO-168	Bolt - Wheel, 9/16 NF	.2
33	RPO-266	Anchor Assy.	11
34	RPO-173	Bushing - Hardened	.3
35	CS1147-5	Bolt - 1 ¼" NC	3.1
	N114	Nut - 1 ¼" NC	
	LW114	Lock Washer - 1 ¼"	
36	RPO-184	Pivot Pin - Cylinder	1.5
37	CP51612	Cotter Pin - 5/16" x 2"	
38	7000	Grease Zerk - Cylinder, 1/8 Npt	
39		O-Ring - Cylinder	
40		Adapter, 90 Degree Union	
41		Adapter, Straight Union	
42		Adapter, 45 Degree Union	
43		Hose, 90" Lg.	
44		Hose, 68" Lg.	
45	RPO-275	Hydraulic Cylinder - 6"b x 20" stroke	175
46	CS1142F-8	Bolt - 1 ¼", NF x 2" Lg., GR-8	1.5
47	RPO-272	36" Subsoiler Std - Ctr Mtg.	268
48	RPO-273	36" Subsoiler Std,- Shrt Mtg.	230
49	RPO-274	36" Subsoiler Std. - Long Mtg.	300
50	RPO-271	Clamp - Subsoiler Std.	14
50A	RPO-287	Shim Clamp	2
51	CS19-8	Bolt - 1" NC x 9" Long, Grade 8	2.5
	LW1	Lock Washer - 1"	
	N1	Nut - 1" NC Hex	
52	RPO-282	120" Tool Bar	626
52	RPO-283	180" Tool Bar	926
53	CS1144-5	Bolt - 1 ¼" NC x 4' Long, Grade 5	2
	N114	Nut - 1 ¼" NC, Hex	
	LW114	Lock Washer - 1 ¼"	
54	RPO-284	Shoe Weldment - 36" Subsoiler	15
55	CS383-5	Bolt - 3/8" x 3" Lg., Grade 5	

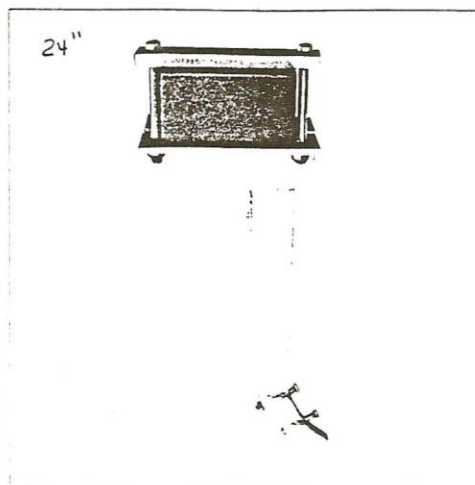
DPR-600  
TOOL CARRIER  
PARTS LIST

REF. NO.	PARTS NO.	DESCRIPTION	WT.
	LN38	Lock Nut - 3/8 NC, Hex	
56	RPO-269	Spindle (Weld In)	17
57	OFN-SMVS	Slow Moving Vehicle Sign	
		Optional Accessories For Tool Carrier	
	RPO-600	Chisel - 1" x 3" x 24" Shor Assy. W/ straps	69
		Points and hardware	
	RPO-601	Chisel - 1" x 3" x 24" Long Assy. W/ straps	76
		Points and hardware	
	RPO-602	Straps	8
	RPO-603	Point - Chisel Shank	5
	RPO-605	Chisel - 1" x 3" x 30" Short Assy. W/ straps	71
		Points and hardware	
	RPO-606	Chisel - 1" x 3" x 30" Long Assy. W/straps	
		Points and hardware	

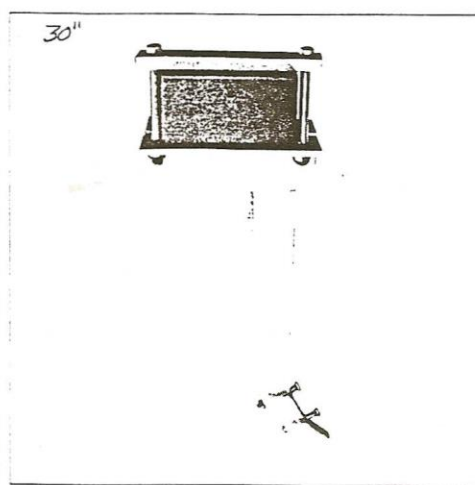
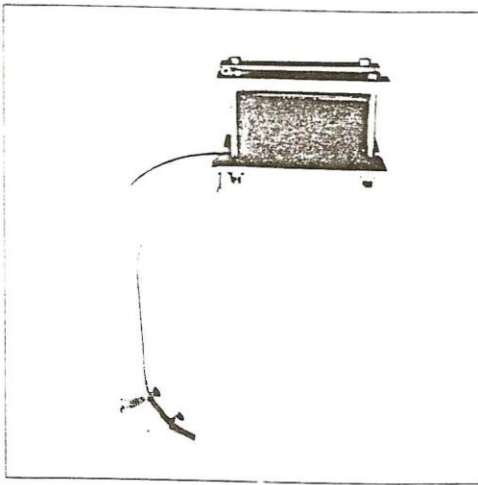
RIGID CHISEL SHANKS  
A 1x3" shank provides 24  
vertical clearance. The long  
shank provides 16"



Short 446784



Long 446785



DPR-600-GW  
GAUGE WHEEL  
TOOL CARRIER  
PARTS LIST

REF. NO.	PARTS NO.	DESCRIPTION	WT.
1	RPO-340	Crank Assy,	37
2	RPO-348	Clamp - Angle, R.H. Bottom	
3	RPO-349	Clamp - Angle, L.H. Bottom	
3A	CS34912-5	Bolt - ¾ NC x 9 ½ Lg., GR5	2
	LW34	Lock Washer - Spring, ¾ NOM	
	N34	Nut - ¾ NC, HEX	
4	RPO-350	Bushing - Spacer	1
5	RPO-351	Strap - Angle, R.H. Top	
6	RPO-352	Strap - Angle, L.H. Top	
6A	CS34812-5	Bolt - ¾ NC x 8 ½ Lg., GR5	
	LW34	Lock Washer - Spring, ¾ NOM	
	N34	Nut - ¾ NC, HEX	
7	RPO-353	Spacer Bushing	1
7A	CS123-5	Bolt - ½ NC x 3 Lg., GR5	
	LW12	Lock Washer - Spring, ½ NOM	
	N12	Nut - ½ NC, HEX	
8	RPO-328	Adj. Screw Assy.	9
8A	RPO-231	Trunnion - Gauge Wheel	4
	RPO-341	Washer - Plain	
	SN34	Slotted Nut - ¾ NC, HEX	
	CP3162	Cotter Pin - 3/16 x 2 Long	
9	RPO-346	Spindle Assy.	45
10	RPO-347	Spindle - Slip In. Gauge Wheel	10
11	RPO-144	Seal - Hub	
12	RPO-145	Cup - Brg.	
13	RPO-146	Cone - Brg.	
14	RPO-163	Hub - With Cups	23
15	RPO-168	Bolt - Wheel, 9/16 NF	
15A	N916-F	Nut - 9/16 NF, HEX	
16	RPO-148	Cone - Brg.	
17	RPO-147	Cup - Brg.	
18	RPO-159	Washer - Spindle	
19	SN78-F	Slotted Nut - 7/8 NF, HEX	

DPR-600-GW  
GAUGE WHEEL  
TOOL CARRIER  
PARTS LIST

REF. NO.	PARTS NO.	DESCRIPTION	WT.
19A	RPO-340	Cotter Pin - 3/16 x 2" Long	
20	RPO-348	Dust Cap	
21	RPO-349	Wheel - 20 x 7, 8(9/16) ON 8" BCD	33



## DOMRIES ENTERPRISES, INC.

12281 Road 29, Madera CA 93638 • (P) 559-673-9143 • (F) 559-673-4110

---

---

### WARRANTY

---

---

Under this warranty Domries' obligation shall be limited to repairing or replacing, free of charge to the original purchaser, any defective part. Each part is subject to our assessment, and must show evidence of a manufacturing defect.

Product will be returned to Domries, routed through the dealer from whom the purchase was made. The cost of the repair or replacement shall not be higher than the purchase price of the product, excluding tax, shipping, and installation charges.

A claim for warranty must be made with a Domries Warranty Form with a work order number.

An authorized work order number is **REQUIRED** prior to any field/repair work to be done by Domries.

#### **RETURN GOODS**

Domries reserves the right of requiring the prepaid return of any parts claimed to be defective. However, **NO** parts shall be returned **without** Domries warranty form with a work order number. Goods shall be returned to such location as shall be designated by Domries.

Domries will at its discretion, either repair, replace, or freight outbound product from Domries factory. Domries will inspect all parts for defectiveness in materials and/or workmanship. Wear and tear that is determined to be defective, are subject to an adjustment based upon useful life.

#### **REPAIR**

Domries will not accept any charges other than its direct Dealer shop labor costs and parts required to repair such parts and/or workmanship at the Dealers place of business. The **WARRANTY** specifically excludes any charges for delivery, transportation, and/or shipping costs.

If the dealer is requested by the customer to travel or haul the machine to its shop or repair shop for the purpose of performing a warranty obligation or free inspection, it would be for the customer's convenience, and the cost of such a trip is to be paid by the customer. Any arrangement whereby the Dealer agrees to absorb all or a part of the cost is to be made **SOLELY** between the Dealer and the Customer (to be considered a courtesy to the customer by their Dealer).

**LIMITED WARRANTY**

Outside purchased equipment and accessories (not of Domries manufacture) are warranted only to the extent of the original manufacturer's warranty to Domries. Examples of limited items include, Hydraulic cylinders and hoses, Bearings, Disc Blades, Wheels, Tires, Tubes, and Seals.

**NO WARRANTY**

1. New product that has been subjected to operation in excess of recommended capacities, misused, negligence, lack of maintenance, an accident or have been *altered/repared in any manner not authorized by Domries*.
2. Sharp turns while machine/cutting parts are in the ground void warranty, with the exception of a drag disc.

Domries shall in no event be responsible for any delay or any other consequential or indirect damage in connection with fulfilling any obligation under this WARRANTY.

Domries reserves the right to make change at any time in designs, materials and/or specifications of its product without becoming liable or obligated in any way to make similar changes in previously manufactured products.

This **WARRANTY IS IN LIEU OF ALL OTHER WARRANTIES COVERING DOMRIES PRODUCTS** and no other warranties expressed or implied are made or authorized by Domries Enterprises, Inc.

**DEALER/SALESMAN:** \_\_\_\_\_ **DATE:** \_\_\_\_\_

**DOMRIES REP.:** \_\_\_\_\_ **DATE:** \_\_\_\_\_